



National Marine Manufacturers Association

nmma.org

ECONOMIC SIGNIFICANCE OF RECREATIONAL BOATING IN GEORGIA

CONGRESSIONAL DISTRICT 6

Number of Recreational Boats*	16,425
Recreational Boating Industry Businesses	20
Total Jobs	1,722
Annual Recreational Boating-Related Spending	\$90.0 MILLION



TOTAL ANNUAL ECONOMIC IMPACT OF RECREATIONAL BOATING:

\$214.8 MILLION

RECREATIONAL BOATS IN GA-6

TOTAL BOATS* ▶ 16,425

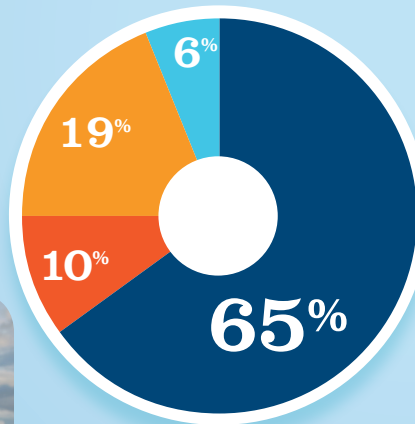
REGISTERED BOATS	16,425
Power boats	12,076
PWCs	3,733
Sailboats	580
Other Boats	36
HOUSEHOLDS PER BOAT	16.6



* Total boats are registered boats as reported by states to the USCG.

RECREATIONAL BOATING CREATES JOBS IN GA-6

TOTAL BOATING JOBS	▶ 143
Boat Building	8
Motor / Engine Mfgr.	-
Accessory / Supplies Mfgr.	27
Dealers / Wholesalers	15
Boat Services	93

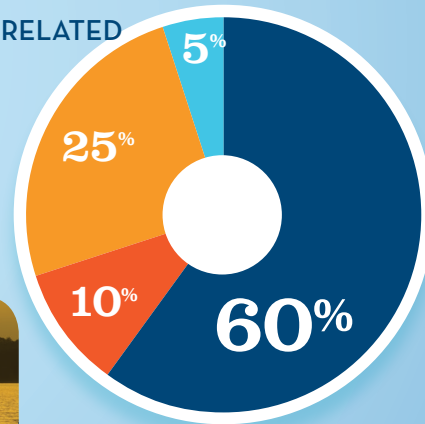


BOAT BUILDING 6%
MOTOR/ENG. MFGR. † 0%
ACC./SUPPLIES MFGR. 19%
DLRS/WHOLESALERS 10%
BOAT SERVICES 65%



RECREATIONAL BOATING-RELATED BUSINESSES IN GA-6

TOTAL BUSINESSES	▶ 20
Boat Building	1
Motor / Engine Mfgr.	-
Accessory / Supplies Mfgr.	5
Dealers / Wholesalers	2
Boat Services	12

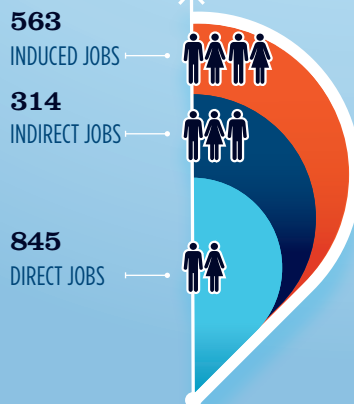


BOAT BUILDING 5%
MOTOR/ENG. MFGR. † 0%
ACC./SUPPLIES MFGR. 25%
DLRS/WHOLESALERS 10%
BOAT SERVICES 60%



ESTIMATED JOBS IMPACT OF RECREATIONAL BOATING-RELATED SPENDING IN GA-6

EST. TOTAL JOBS	▶ 1,722
EST. TOTAL LABOR INCOME	▶ \$71.5 MILLIONS
Est. Direct Income	\$29.5
Est. Indirect Income	\$17.4
Est. Induced Income	\$24.6



RECREATIONAL BOATING INDUSTRY SALES IN GA-6

Boat Building	\$2.1 MILLION
Motor / Engine Mfgr.	\$0.0 MILLION
Accessory / Supplies Mfgr.	\$7.0 MILLION
TOTAL MFGR. SALES	▶ \$9.1 MILLION
Dealers / Wholesalers	\$7.1 MILLION
Boat Services	\$22.4 MILLION
TOTAL RETAIL & SERVICES SALES	▶ \$29.5 MILLION

BOAT BUILDING
MOTOR/ENG. MFGR.
ACC./SUPPLIES MFGR.
DLRS/WHOLESALERS
BOAT SERVICES

Source: NMMMA's Center of Knowledge; Recreational Marine Research Center at Michigan State University